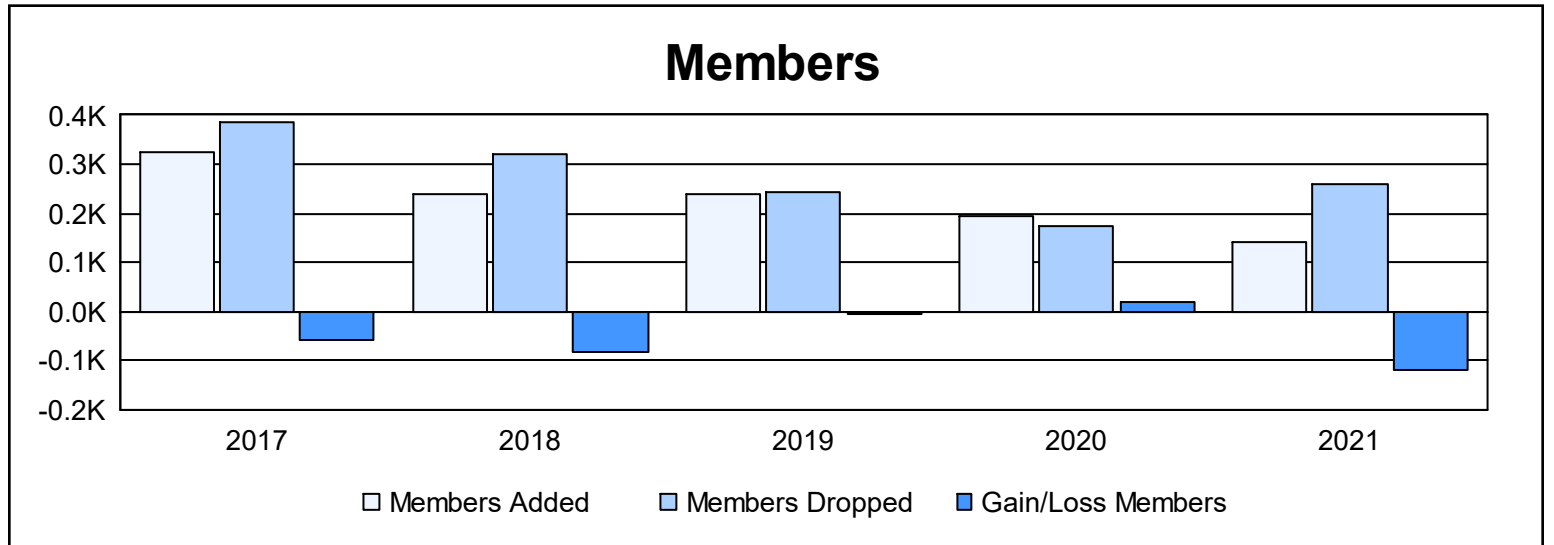
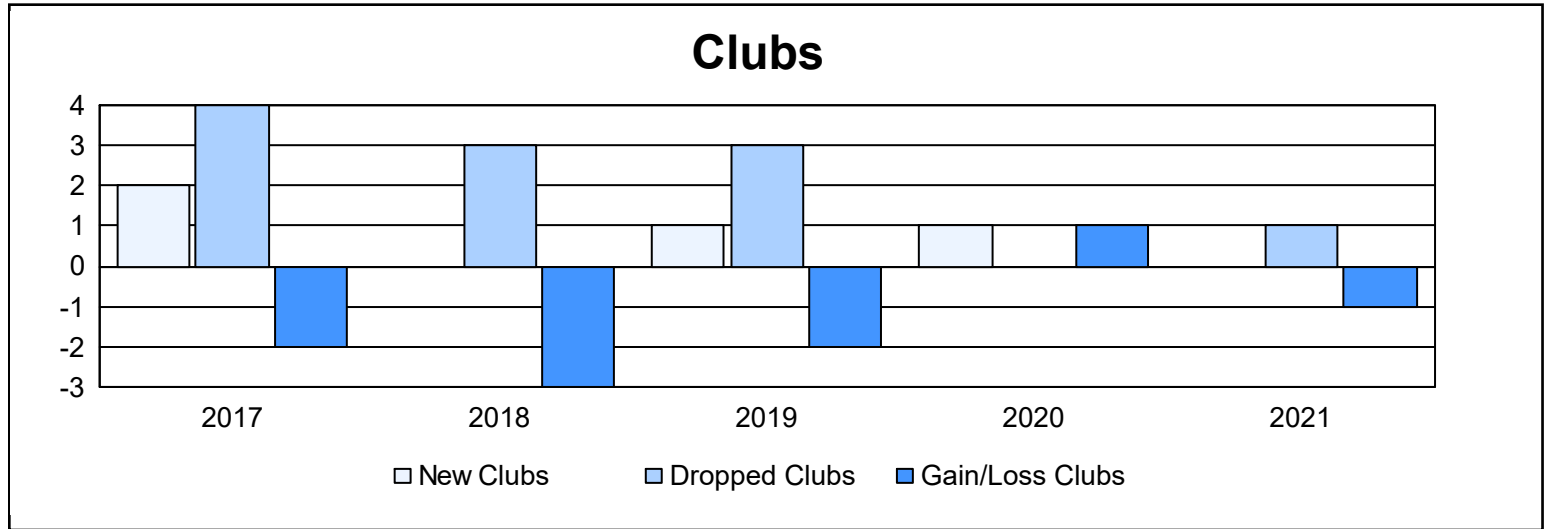
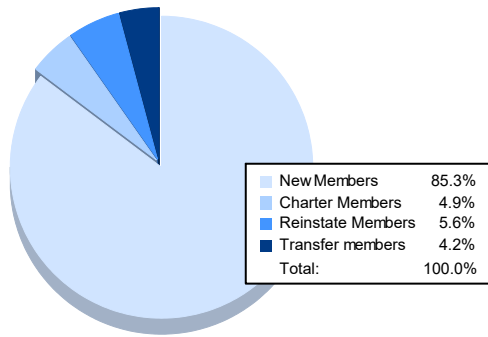


Year	New Clubs	Dropped Clubs	Gain/ Loss Clubs	New Members	Charter Members	Reinstate Members	Transfer Members	Total Member Added	Total Members Dropped	Gain/ Loss Members
2016-2017	2	4	-2	216	81	14	13	324	384	-60
2017-2018	0	3	-3	193	20	8	16	237	319	-82
2018-2019	1	3	-2	172	54	4	9	239	244	-5
2019-2020	1	0	1	159	23	8	3	193	173	20
2020-2021	0	1	-1	122	7	8	6	143	261	-118
<b>Average</b>	<b>1</b>	<b>2</b>	<b>-1</b>	<b>172</b>	<b>37</b>	<b>8</b>	<b>9</b>	<b>227</b>	<b>276</b>	<b>-49</b>



### Membership Composition June 2021 Cumulative



### Gender Composition June 2021 Cumulative

